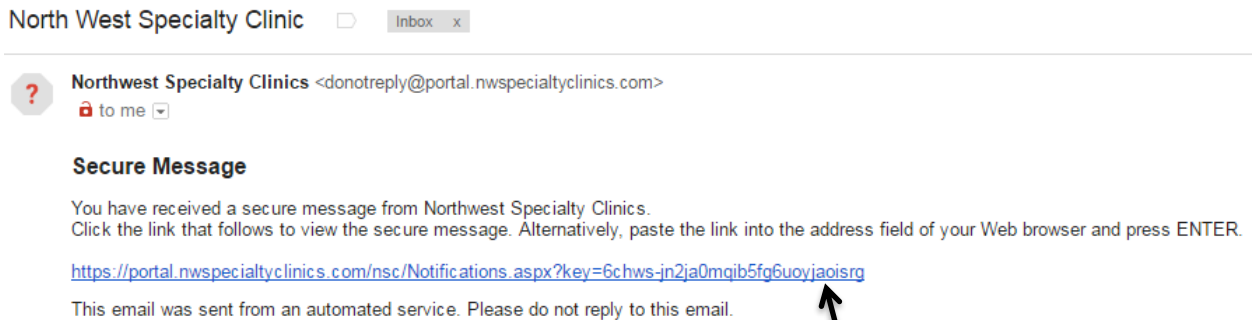


Accessing Your Patient Portal

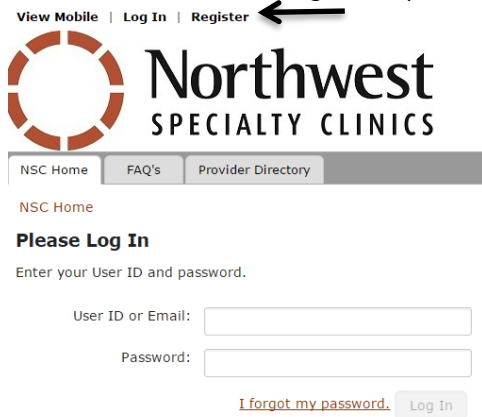
Our offices are now online! Patients can communicate with us anytime and anywhere, all you need is an internet connection. The portal will give you access to refill your medications; update your contact information, schedule appointments and complete forms.

Follow the steps below for easy access to your patient portal.

1. You will receive an email from Northwest Specialty Clinics that looks like this. Click the link that is in the email



2. You will be directed to the Northwest Specialty Clinics page, click **Register**. Do not try to enter User ID or Password information during this step.




3. On the next screen click I accept indicating you accept the agreement. If you don't click accept you will not be able to proceed.



- Complete the Portal Registration page.
- On the next screen you will select, I have a unique PIN given to me by my provider's office and select Next.

View Mobile | Log Out | Edit Jennifer Roser's Account | Verify My Identity



NSC Home | **FAQ's** | Provider Directory

NSC Home

Verify My Identity

The portal you are trying to access contains personal health information and is restricted.

In order to access restricted parts of the portal, you will need to provide us with your unique PIN so that we can verify your identity. For registered patients who do not have a PIN, use the "Request a Pin" link found on the NSC home page or call your providers office for assistance.


Please select from the following options:

- I have a unique PIN given to me by my provider's office and wish to verify now.
- I do not wish to verify my identity right now, please hit the next button below to take me back to the homepage or you can request a PIN here: [Request a Pin](#)

If you don't want to verify your identity right now, you can return to this page later by clicking the "Verify My Identity" link near the top of the screen.

- Complete Identity Verification page with your information and enter the PIN Women's Care provided you.

View Mobile | Log Out | Edit Jennifer Roser's Account | Verify My Identity



NSC Home | **FAQ's** | Provider Directory

NSC Home

Identity Verification

Please refer to the instructions provided to you by your clinic or provider. If you do not have a PIN please request one by clicking here: [Request a Pin](#)

You can also find the link on the NSC Home Tab. Office phone numbers can be found on the NSC home page for additional help.

Disclaimer

The information on this portal is provided as a service by our clinics. While we try to keep the information as accurate as possible, we disclaim any implied or stated warranty or representation about its accuracy, completeness, content or appropriateness for a particular purpose.

Verify Identity

* First Name Required

* Last Name Required


* Birth date Required

* Sex Required

* PIN Required

- Once you complete Identity Verification you will see this screen

View Mobile | Log Out | Edit Foo Test's Account



NSC Home | **FAQ's** | Provider Directory | **My Inbox**

NSC Home

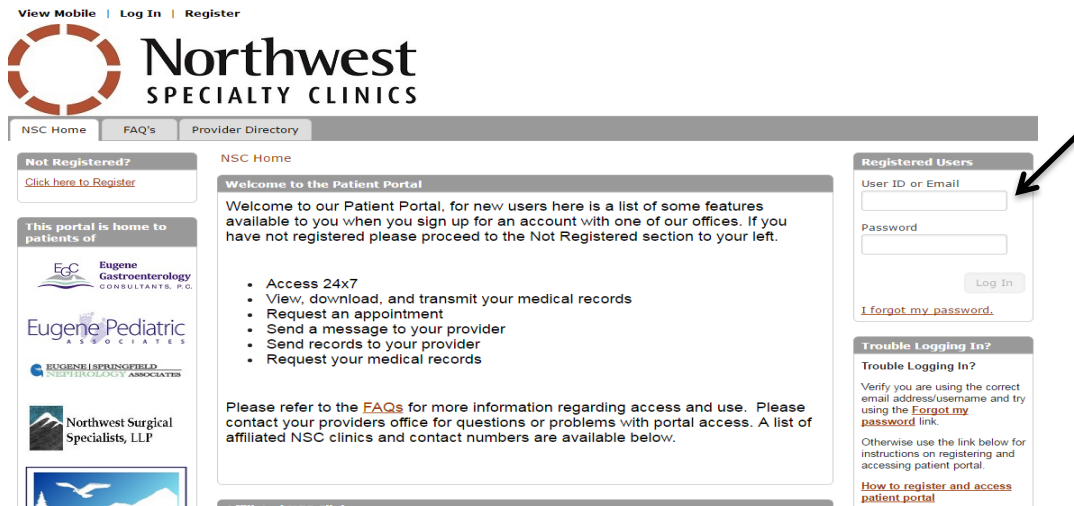
Your identity has been verified!

Please sign the [secure messaging consent](#) to complete your registration.

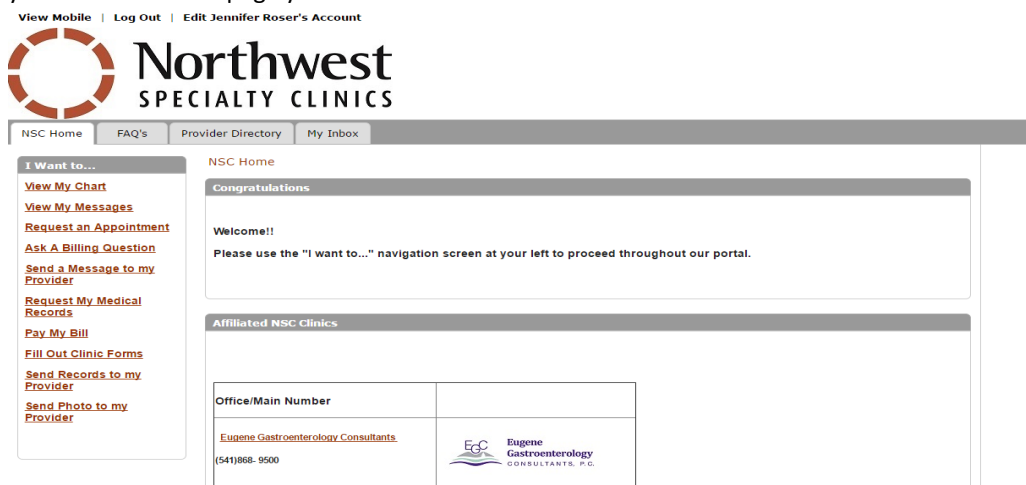
You have now completed your Portal Registration process. When you are ready to view your chart follow the steps on the next page.

Instructions for accessing your medical chart after you've completed Portal Registration process.

1. Go to www.womenscare.com/portal
2. You will be directed to the Northwest Specialty Clinics webpage, enter the user ID and password you created through the email process.



3. You will now be in your Patient Portal account. To the left of the screen you'll find navigation tools and if you scroll down the page you will see Women's Care contact information.



Please call Women's Care at 541-868-9700 with any additional questions.